

615

FAAC

automatic barrier for beams up to 5 m



IDEAL FOR MEDIUM TRANSIT FREQUENCY

Specifically designed for medium transit frequency, the FAAC 615 range is available also with an articulated beam for low ceilings. For rapid opening, the 615 RAPID version is ideal for beams up to 2.5 m in length.

TOTAL SAFETY

Ideal for controlling small and medium private areas, the whole 615 range has an anti-crushing hydraulic safety device, a hydraulic lock to hold the barrier open or closed, manual release by triangular key.

LONG TERM RELIABILITY

Use of cutting-edge materials and treatments such as cataphoresis and niplay, plus tried-and-tested FAAC hydraulic technology, all combine to ensure long-life.

DESIGNED TO HOUSE OTHER TECHNOLOGICAL ITEMS

The compartment is designed to house both the 610 MPS electronic equipment, specifically designed for this barrier, and other electronic equipment in the FAAC range. The FAAC 615 barrier is designed to accommodate use of optional items such as the limit-switch kit and anti-vandal valve.

SPECIFICATIONS

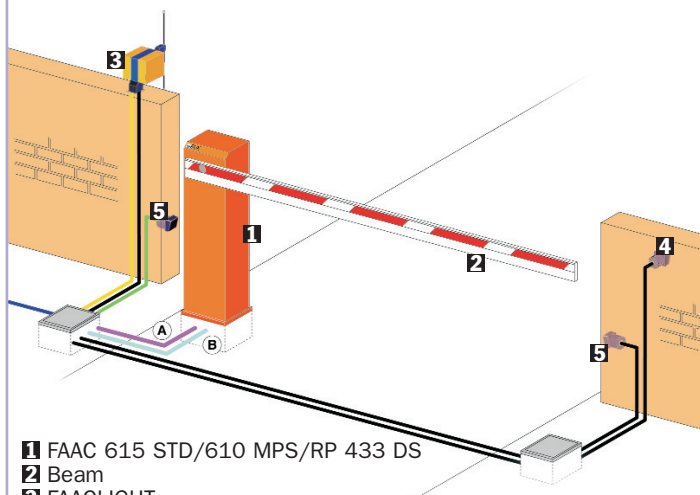
Automatic barrier for beams up to 5m • 40% use frequency (Rapid Version)/50% (Standard Version) • Opening/closing time 3 s. (Rapid Version)/6 s. (Standard Version) • Activation system comprising hydraulic pump unit, double-acting piston, equaliser and transmission shaft • Balancing by extended spring • Internal stops adjustable for open or closed beam positions • Load bearing housing in steel protected by cataphoresis treatment and polyester powder paint RAL 2004 • Release device accessible from the outside by triangular key • Hydraulic pump unit with hydraulic locking in open and closed position • Electric motor power supply 230V (+6% -10%) - 50 (60) Hz • Electric motor power 220 W • Thermal protection at 120°C built into motor winding • Operating ambient temperature: -40°C ÷ +55°C • Single-phase motor with two rotation directions • Hydraulic gerotor pump (very low-noise) • Pump flow-rate 3,0 l/m (Rapid Version)/1,5 l/m (Standard Version) • Torque from 0 to 300 Nm (Rapid Version)/from 0 to 400 Nm (Standard Version) • Die-cast distribution flange • Separate adjustment of opening and closing power by by-pass valve • Tank in anodised aluminium • Mineral hydraulic oil • Designed to accommodate standard rectangular beams, standard beams with skirt (4 m), standard articulated beams

610 MPS ELECTRONIC CARD

Power supply 230 V (+6% -10%) - 50 (60) Hz • Absorbed power: 10 W • Motors maximum load 800 W • 24 Vdc - 250 mA max. output for accessories • Operating ambient temperature -20°C ÷ +55°C • Microprocessor control • SMT technology • Mains filter • Two protection fuses (transformer primary winding - accessories) • Connector for decoding cards /card receiver • Separate high and low voltage terminal boards • Programming Dip Switches • Programmable functions: Fail safe on photocell/Two logics for safety devices/Automatic (A) and semi-automatic (E) operation logics/Opening/closing times/Pause times • Inputs: closing safety device, stop push-button, opening push-button, opening/closing limit-switch • Outputs: power supply for accessories, motors and flashing lamp



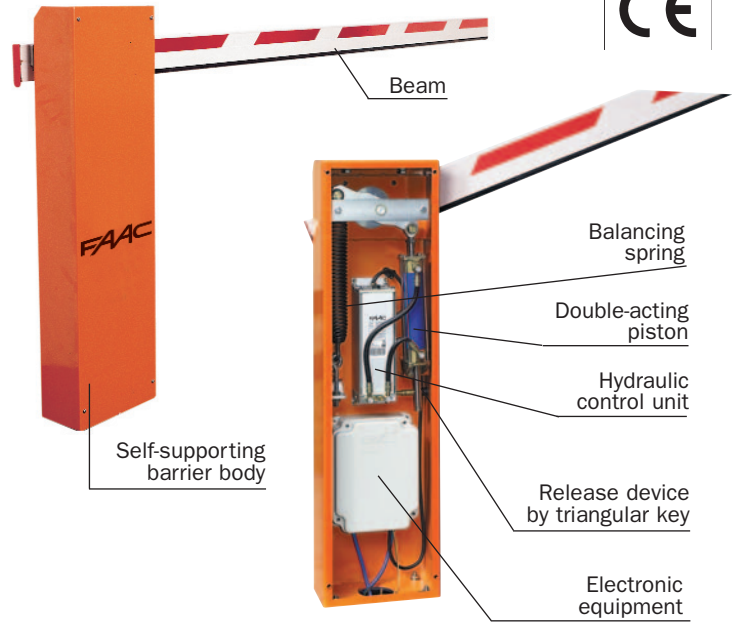
INSTALLATION LAYOUT



- 1 FAAC 615 STD/610 MPS/RP 433 DS
- 2 Beam
- 3 FAACLIGHT
- 4 FAAC T10
- 5 FAAC FOTOSWITCH

Low voltage cabling		Power cabling (230V)	
A	3 cables 3x0.5	B	1 cable 2x1.5+T
	1 cable 2x0.5		1 cable 2x1.5

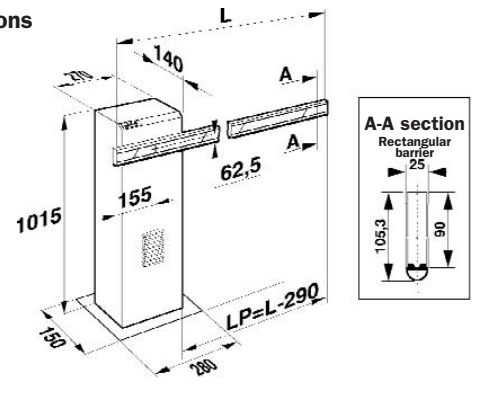
N.B: Cable diameters in mm²



Model	Use		
	Beam max. length (m)	Opening time (s)	Use frequency (%)
615 STANDARD	5.00	6	50
615 RAPID	2.50	3	40

Technical characteristics	615 STD	615 RAP.
Power supply	230 Vac (+6% -10%) 50 (60) Hz	
Electric motor	single-phase, bi-directional	
Absorbed power	220W	
Absorbed current	1A	
Motor rotation speed	1.400 rpm	2.800 rpm
Pump flow rate	1.5 l/min.	3 l/min.
Thermal protection on motor winding	120°C	
Effective torque	0÷400 Nm	0÷300 Nm
Operating ambient temperature	-40°C ÷ +55°C	
Weight	34 kg	
Type of oil	FAAC HP OIL	
Barrier body treatment	Cataphoresis	
Paint	Polyester RAL 2004	
Protection class	IP 44	
Max. consecutive cycles (at 20°)	220	340
Type of rectangular beam	standard - standard with skirt (4m) - standard articulated	standard

Dimensions



Values in mm

Technical characteristics of 610 MPS control board

Power supply	230 V ~ (+6% -10%) 50 (60) Hz
Motor maximum load	800W
Accessories output	24 Vdc 250 mA max
Operating ambient temperature	-20°C ÷ + 55°C
Two protection fuses	5 A transformer primary winding 500 mA accessories
Dimensions enclosure Mod. E (l x h)	204x265x85 mm
Protection class	IP 55

- **SMT technology**
- **Programmable functions**
 - Two function logics: automatic and semi-automatic, Pause times, Fail safe
- **Inputs signalling LED, alarm and limit-switch**
- **Terminal board outputs** - Flashing Lamp
- **Terminal board inputs**
 - Open, stop, closing safety devices, limit-switch
- **Rapid connectors for:**
 - Decoding cards/ card receivers



FAAC S.p.A. Via Benini, 1
40069 Zola Predosa - Bologna (Italy)
tel. +39 051 61724 • fax +39 051 758518
www.faacgroup.com



908353004 - Rev. 2 - Zucchini - 3.000 - 02/2004 - The descriptions and illustrations contained in the present brochure are not binding. FAAC reserve the right to undertake product technical modifications without prior notice.

marka-it.com