

Stinger



K12 certified electro-hydraulic road blocker

Boon Edam's road blockers are designed for maximum perimeter security. The Stinger K12 crash test certified collapsible wedge barrier deters pedestrian traffic and is highly visible when in use. To pass the crash test the Stinger had to stop the load area of a 6800kg vehicle travelling at 80km/h from penetrating the front face of the barrier by not more than 1 metre. The Stinger features automatic raising and lowering and installs flush to the finished roadway when retracted.

The Stinger features a full security guard height of 1168mm and is available in various widths. For in-ground installation, the unit requires a maximum excavation of 457mm, including the foundation pad. When installed, the unit is totally flush with

the roadway surface, requiring no side pillars or above grade assemblies. The hydraulic operating cylinder is concealed behind a tamper-resistant panel.

Your **Security.** Our **Solution.**

Construction

- The Stinger is K12 certified by the U.S. Department Of State (DOS).
- All steel parts are standard hot dipped galvanised for corrosion protection.
- Highly visible yellow stripes are standard. Custom specified paint colors are available.
- Construction and installation by others, such as concrete foundation, rebar, roadway surface, conduit, wiring and hydraulic hoses.

Features & Options

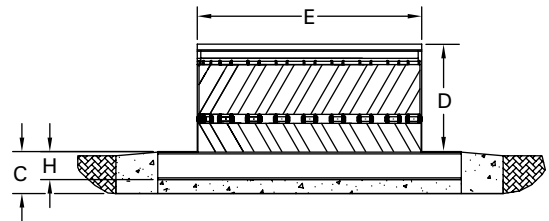
Characteristics	Std	Opt
Manual hand pump	•	
Hot-dipped galvanised	•	
Standard main operator control panel	•	
Custom main operator control panel		•
Remote operator control panel		•
2.2kW hydraulic unit	•	
3.7kW hydraulic unit		•
7.5kW hydraulic unit		•
Barrier-up position sensor	•	
Barrier-down position sensor	•	
Hydraulic oil heater/cooler		•
Emergency Fast Operate (EFO)	•	
Vehicle detection loops		•
Traffic signal lights		•
Weather proof HPU enclosure	•	
Custom painted finish		•
PLC Programming	•	
Battery backup		•
Electrical Power Voltages:		
208-240 Volt AC, 3-Phase, 60 Hertz	•	
115-120 Volt AC, Single-Phase		•
208-240 Volt AC, Single Phase		•
380 Volt AC, 3-Phase		•
440-480 Volt AC, 3-Phase		•

Dimensions (mm)

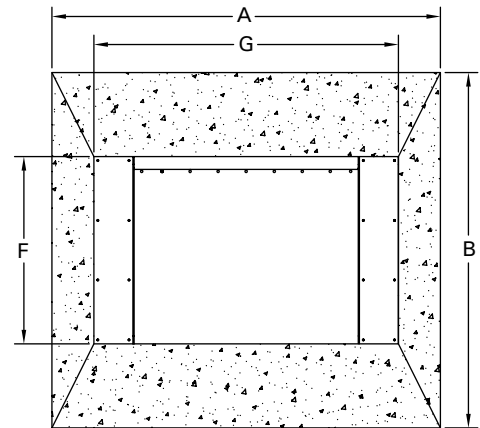
A	B	C	D	E*	F	G	H
4227	3866	457	1168	2438	2037	3313	305
4278	3866	457	1168	3048	2037	3364	305

* E width determines model type

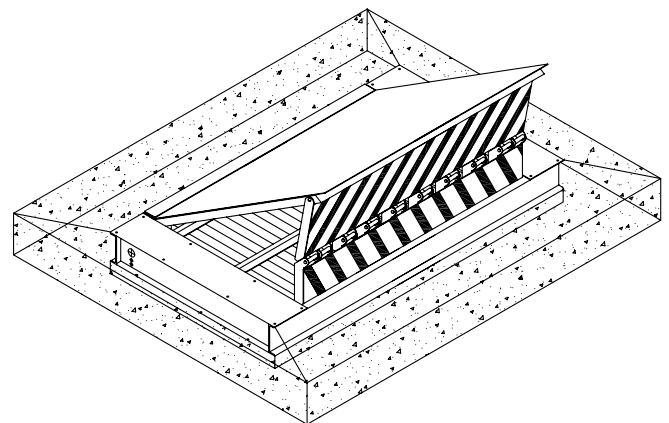
FRONT VIEW



TOP VIEW



ISOMETRIC VIEW



Boon Edam B.V.

P.O. Box 40, 1135 ZG Edam
The Netherlands

T +31 (0)299 38 08 08

E sales@boonedam.nl

F +31 (0)299 37 28 59

I www.boonedam.com



Security Access