

# Tourniket



## The all round revolving door

The Tourniket is a high quality revolving door with eye-catching features. Its unique design combines architectural beauty with the highest degree of flexibility. From saving energy costs to the use of intelligent safety features, every aspect of this revolving door is designed to fulfill the requirements of your building.

### Universal entrance solution

The Tourniket is available with three or four wings, with manual or automatic operation depending on size and application. The three wing models provide a balance of segment size, throat opening and capacity while the four wing versions provide the most efficient bi-directional pedestrian traffic flow because of the wider throat opening.

The variety of configurations enables us to offer you a suitable entrance solution for almost any building. You will often find our Tourniket revolving doors in offices, hotels, supermarkets and many types of public buildings.

# Flexible design

The Tourniket has many options in design and surface finish and can be manufactured to match or complement a wide variety of interiors and facades.

## Finish

The Tourniket can be clad with stainless steel, bronze, brass and other metals. Alternatively the frame and door set can be finished in powder coated or anodised aluminium. A stylish wooden Tourniket is also available.

## Construction

The Tourniket is available with either solid or glass curved walls. Solid walls are constructed from high grade aluminium sandwich panels. Glass walls provide a more spacious and transparent feeling and are constructed from slim aluminium profiles with laminated glass. The door set is constructed from aluminium profiles, horsehair weather strips around the edges and laminated glass.

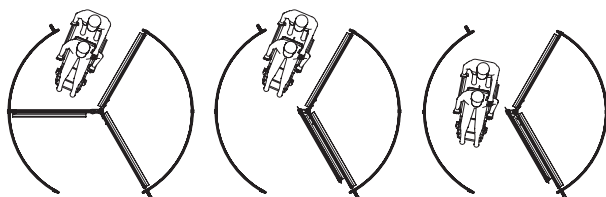
## Door set options

The Tourniket is available with several door set options; an elegant framed door set or, to increase transparency, a version with a transparent centre section or even a glass canopy. The Tourniket door set is available in rigid, collapsible and autofolding versions.

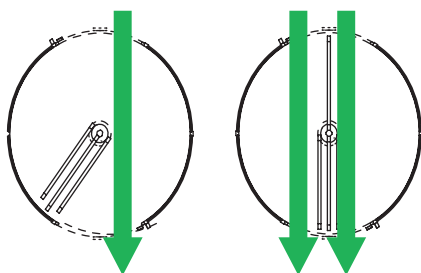
## Rigid, collapsible or autofolding door set

The Tourniket is available as standard with a rigid door set. Optionally a collapsible door set is also available. With this option the door wings can be collapsed to create a clear passage.

The autofolding door set option, available on the three wing Tourniket, provides a clear passage way for wheelchairs and large objects. The autofolding door wing is activated by using the disabled push button. Aided by visual and audible signals, the door wings reach a stationary position before one wing automatically folds back to allow a barrier free passage.



Autofolding Door Set



Evacuation path



# Safety features

**At Boon Edam, we put safety first. We know that user safety and emergency exit requirements are important when designing your entrance. That is why our products are created with these demands in mind. All Boon Edam products are designed to comply with or exceed safety standards and regulations.**

## User safety

The automatic Tourniket is equipped with an extensive array of standard and optional safety features to ensure safe and practical operation in all circumstances:

- Compressible safety buffers on the end of the curved walls (SRB)
- Compressible safety buffers on the leading face of each door wing's bottom rail (SRD, optional on < 3000 mm diameter doors)
- Presence sensors in front of each curved wall end (EBS)
- Presence sensor in front of leading edge of the door (TRS, optional)
- Low torque drive unit with speed control and block detection
- Emergency stop buttons

## Emergency Escape

The Tourniket is available with an optional collapsible door set. With this option the door wings will unlock in case of a fire alarm, power failure or other emergency. They can then be collapsed together to create an emergency escape\*.

\*Escape route requirements are subject to local regulations

# Energy saving and the environment

The 'always open, always closed' nature of our revolving doors lets you create a stylish and energy efficient entrance to your building, allowing users to move freely in and out, while creating an effective barrier between the weather, pollution and dirt on the outside and the environment on the inside. This makes it possible for you to maintain the optimum climate conditions inside your building.

## Cost savings and comfort

Reducing energy loss is not only good for the environment, it can also provide significant savings on heating and cooling costs. By saving energy, you will save money and often a revolving door will pay for itself many times over during its life span. A Tourniket enables you to create a comfortable, draught-free environment, even close to the entrance, enabling maximum use of floor space.

## Tangible benefits

Tournikets don't just look good; they provide real, tangible benefits:

- Conserve energy
- Reduce energy bills
- Increase usable floor space
- Create a more comfortable working environment
- Reduce draught, noise and dirt infiltration
- Reduce CO2 emissions

*'Always open,  
yet always closed'*



# Product features

The extensive range of options and sizes makes the three and four wing Tourniket an extremely versatile and practical solution. Both versions are ideal for heavier traffic flows, making them the perfect choice for offices, hotels, supermarkets and many types of public buildings. Smaller doors are generally manually operated and extremely cost-efficient while larger ones can be fully automated for maximum user comfort.

### Options

- Low torque drive unit with speed control
- Positioning, Power assist and Speedcontrol unit (PPS)
- Idle speed
- Push & go or motion detection start up
- Passive infrared or radar motion detectors
- Push-button temporary low speed
- A variety of night locking options
- Remotely controlled locking
- Burglary resistance package (ENV 1627)
- Various options in low energy ceiling lighting (LED or PL)
- Plywood, stainless steel or aluminium dust covers
- Roof covering for outside use



# Security options

### Night locking

The Tourniket is available with a variety of manual or automated remote controlled night locking options. The automatic locking options can be combined with an access control system, allowing authorised users to enter the building at night.

Night locking doors, closing the Tourniket completely, can slide on the outer perimeter of the door, or can be fully integrated into the curved walls, sliding inside the frame. This allows for a flexibility in the positioning of the door within the facade.

### Burglary Resistance

Boon Edam is the first to offer the option of night locking doors with an approved class 3 Burglary Resistance package on its revolving doors. The burglary resistant system has been developed and tested in compliance with the applicable European (ENV1627) standards and certified by the relevant Notified Body. The class 3 system includes special burglary resistant laminated glass, special locking and reinforced profiles.

## Service & maintenance

At Boon Edam we know that our products are often used at main entrances. Therefore we recognise that continued operation and rapid response times are essential. In order to ensure that service and maintenance is more efficient than ever before, the Tourniket can be equipped with modern communications software.

### Teleboon

The optional Teleboon system remotely monitors the Tourniket after installation. The control unit sends all operational data to the Boon Edam service centre. The information is then used to carry out service and maintenance as efficiently as possible. Moreover the system directly contacts Boon Edam in case of malfunction, allowing the service teams to respond immediately and limiting discomfort.

### Control unit

Every Tourniket is equipped with a modern control unit which can be accessed through a PDA. This allows the Boon Edam service teams to carry out service and maintenance to the software quickly and with minimal inconvenience to the users.



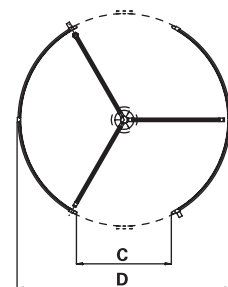
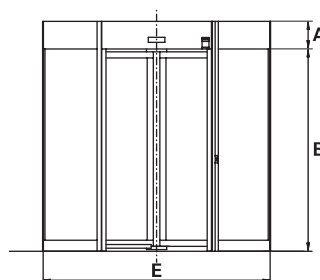
## Standard dimensions and theoretical capacity

D Diameter (mm)	C Throat Opening (mm)	E Installation width (mm)	Max Persons/ Segment	Capacity/ minute <sup>1</sup>	Type of Traffic	Escape route <sup>2</sup>	Disabled Access	Disabled access (Autofolding doorset)
<b>3-wing Tourniket</b>								
1600	643	1677	1	2 x 22			-	-
1800	743	1877	1	2 x 22			-	-
2000	843	2077	1	2 x 22			-	-
2200	943	2277	1	2 x 20			-	-
2400	1043	2477	1	2 x 18			-	-
2600	1143	2677	2	2 x 33			-	-
2800	1243	2877	2	2 x 31			-	
3000	1343	3077	2	2 x 29			-	
3200	1443	3277	3	2 x 41			-	
3400	1543	3477	3	2 x 38				
3600	1643	3677	3	2 x 36				
3800	1743	3877	4	2 x 46				

<sup>1</sup> Maximum capacity per minute indicates how many people can pass through the Tourniket in both directions under normal conditions.

<sup>2</sup> Only with collapsible door set option. Requirements are subject to local regulations.

Diameter	A Canopy height (mm)	B Height under canopy (mm)
All Diameters	200 - 1200	2100 - 3600



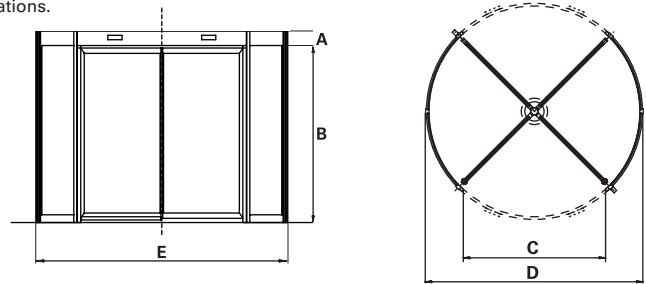
# Standard dimensions and theoretical capacity

D Diameter (mm)	C Throat Opening (mm)	E Installation width (mm)	Max Persons/ Segment	Capacity/ minute <sup>1</sup>	Type of Traffic	Escape route <sup>2</sup>	Disabled Access
<b>4-wing Tourniket</b>							
1600	1037	1677	1	2 x 26			-
1800	1178	1877	1	2 x 26			-
2000	1320	2077	1	2 x 26			-
2200	1491	2277	1	2 x 26			-
2400	1603	2477	1	2 x 24			-
2600	1744	2677	1	2 x 22			-
2800	1885	2877	1	2 x 20			-
3000	2027	3077	2	2 x 38			-
3200	2168	3277	2	2 x 36			-
3400	2310	3477	2	2 x 34			-
3600	2451	3677	2	2 x 32			-
3800	2592	3877	3	2 x 46			-

<sup>1</sup> Maximum capacity per minute indicates how many people can pass through the Tourniket in both directions under normal conditions.

<sup>2</sup> Only with collapsible door set option. Requirements are subject to local regulations.

Diameter	A Canopy height (mm)	B Height under canopy (mm)
All diameters	200 - 1200	2100 - 3600



## Technical Specifications

Power supply	200-240 VAC, 50/60 Hz
Motor	AC motor, 3-phase
Power consumption	Operating 150 W Stationary 75 W Lighting 48 W (LED)
Ambient temperature	-20°C to +50°C
Fuse	External power supply fused with 16 A Slow

## High Quality

At Boon Edam, we take quality seriously. Quality of the materials we use, quality of our employees as well as our partners. As with all Boon Edam products, the Tourniket is manufactured to the highest standards, is CE approved and complies with international regulations and guidelines, including but not limited to: the Machine Directive (2006/42/EC), the EMC-directive (2004/108/EC), the Low Voltage directive (2006/95/EC) and European Glass standard EN356.

Many Boon Edam revolving doors have been approved by the Dutch Council of the Chronically III and the Disabled as being accessible for disabled people. When you install this type of door in your building, your entrance will meet the requirements of the international accessibility symbol (ITS).

The Burglary Resistant Tourniket has been tested, assessed and certified by the Dutch notified body SKG in accordance with NEN 5096 and ENV 1627.



Distributor