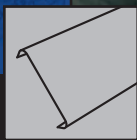


84R SUN LOUVRE



www.luxalon.com

LUXALON®


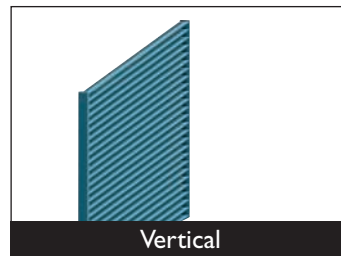

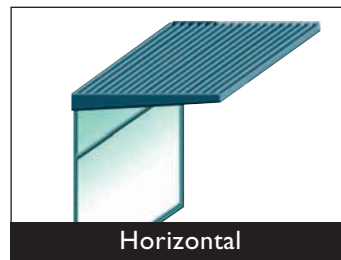
Sun Control Systems

A HunterDouglas® PRODUCT

System Description

The Luxalon® 84R Sun Louvre system is a real classic, used for applications on straight, curved or angled façades. The product has an elegant and light appearance with nicely rounded edges.

- Roll formed aluminium panels of 84 mm wide
- Coil coated with UV and scratch resistant Luxacote® coating, available in 14 standard colours. Other colours on request.
- Panels in fixed position on a variety of stringers with different louvre inclination, which determine the amount of outward and inward vision
- A variety of carrier systems with fixed or variable modules are available allowing the optimal shading solution for its application
- The Luxalon® 84R Sun Louvre system can be installed in four ways:
 - Projected horizontally at the top of the glazed area or roof edges
 - Angled projection to give even greater shading
 - Positioned vertically
 - Combination of horizontal and vertical
 - Bent or curved to follow the shape of the building
- Panels can be connected to achieve visually continuous lines
- Corner solutions are available
- The system can also be used as a ventilated façade system covering for example installations on rooftops or staircases



- Freedom in design

Horizontal and vertical elements are not always the most suitable solution. With the Luxalon® 84R Sun Louvre system the panels can be bent or curved to follow the shape of the building.

Practical Applications

- Horizontal projected 84R Sun Louvre system

For high sun angles the horizontal application assures a constant and reliable sun control system during sunny periods.

- Angled projection 84R Sun Louvre system

For high and medium sun angles, sloped applications give even more shade.

- Vertical 84R Sun Louvre system

For lower sun angles, the vertical application allows a reliable sun control system with good visibility to the outside.

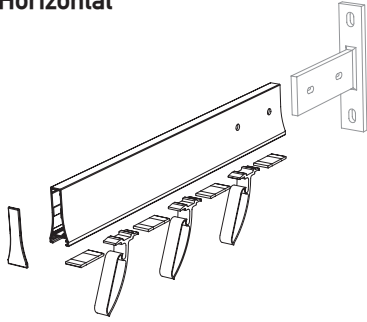
- Combined 84R Sun Louvre system

The best sun protection can be obtained using a horizontal or angled louvre in combination with a vertical 84R Sun Louvre. Maximum inside and outside visibility can be obtained using this solution.

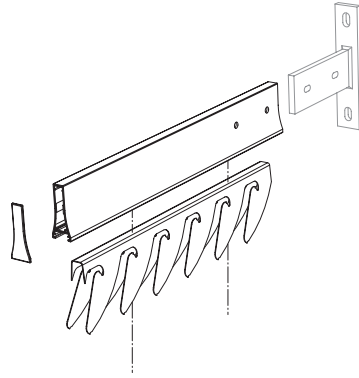
Possible Configurations

The wide variety of stringers, carrier rail types and brackets with the different accessories allow different ways to configure the 84R Sun Louvre system. The wall/façade mounts are usually designed and manufactured by the installer, a standard bracket is available.

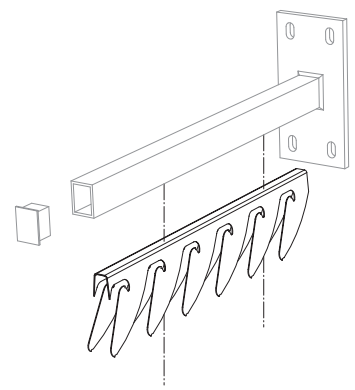
- Horizontal



Adjustable carrier system

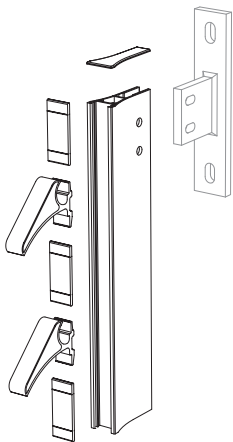


Carrier rail stringer combination

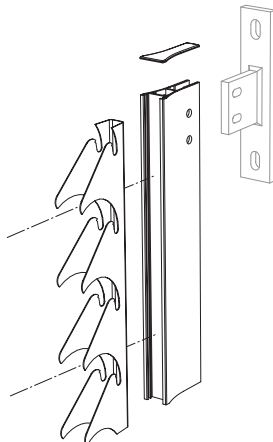


Stringer on tube bracket

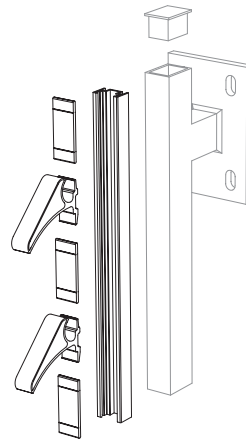
- Vertical




Adjustable carrier system



*Carrier rail
stringer combination*



*Adjustable carrier system
on tube bracket*



Stringer on tube bracket

Installation

Luxalon® 84R Sun Louvre system allows easy and quick installation with very few tools. The C-shaped panels lock onto the brackets/stringers with a positive click. Once the steel brackets have been fitted to the façade, the carrier profiles with brackets/stringers are easily fixed. The fascia (option) is fixed to the ends of the carrier profiles. Finally, the C-shaped panels are fitted to the carrier profiles in full length sections; cutting is only necessary at the end of the façade. The bracket/stringer allows the panel to be snapped into place with no tool required.

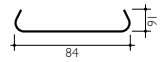
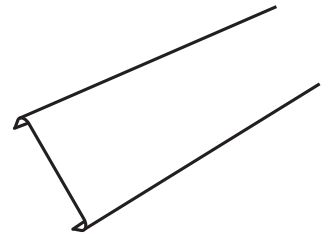
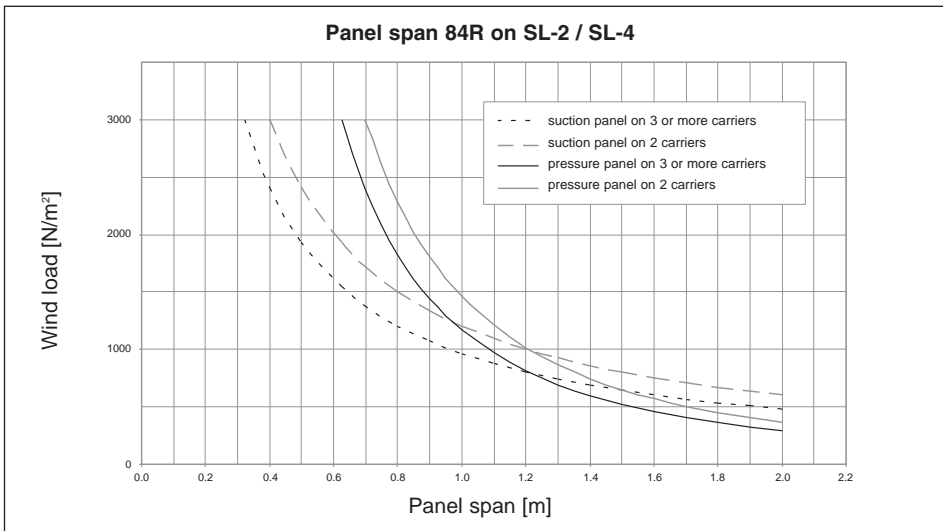
Maximum Span

- Panel Span

The panel span in relation to the wind load (pressure or suction), can be calculated from the graph below.

There are two graphs per wind load type based on the application. If a continuous Sun Louvre system is used the '3 carriers or more' graph should be used. If only '2 carriers' are used, use the '2 carriers' graph.

Snow load calculations are identical to the calculations for wind load.



84R Panel

- Carrier Span

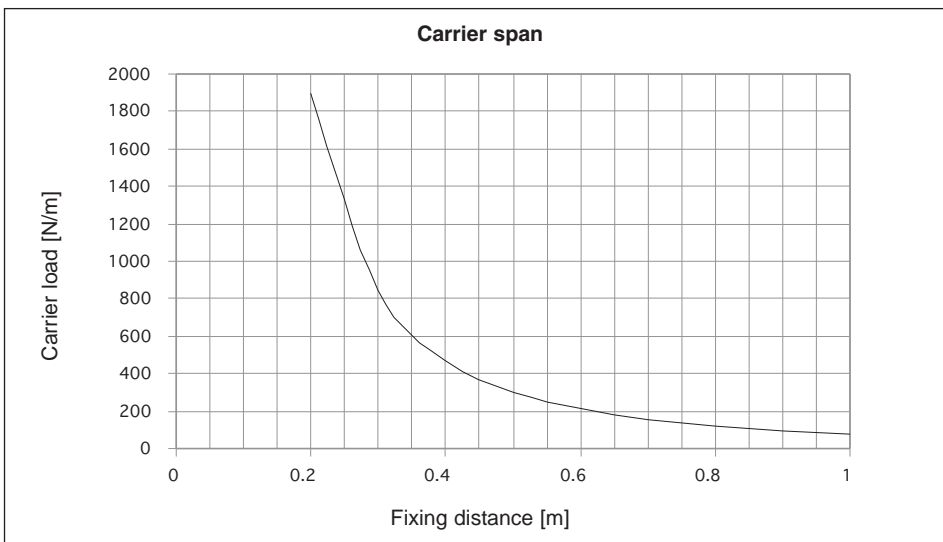
Before establishing the fixing distance for the carriers, the load per linear metre of carrier must be determined by using one of the following formulae:

Calculation table:

Panels installed on	Load per meter carrier
2 carriers	0.5 q x panel span in m
3 carriers	1.25 q x panel span in m
4 carriers or more	1.15 q x panel span in m

q = wind load in N/m^2 (uniformly distributed loads)

The carrier span (fixing centres) can be read from the graph in the same way as the panel span.

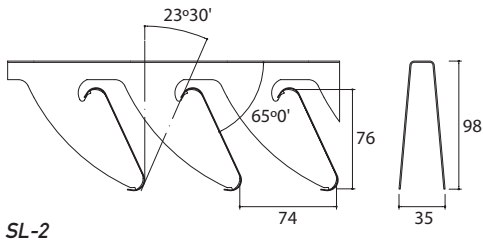


Note: Calculating the value of the local wind load is the responsibility of the installer who must taking into account the regulations laid down by local authorities. For corners, roof edges or special designs, wind pressure/suction will be determined with due consideration of the relevant local country's Standard Code of Building Practice.

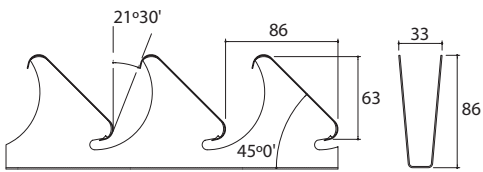
- Carrier systems

A variety of carrier systems are available allowing the optimal solution for their application.

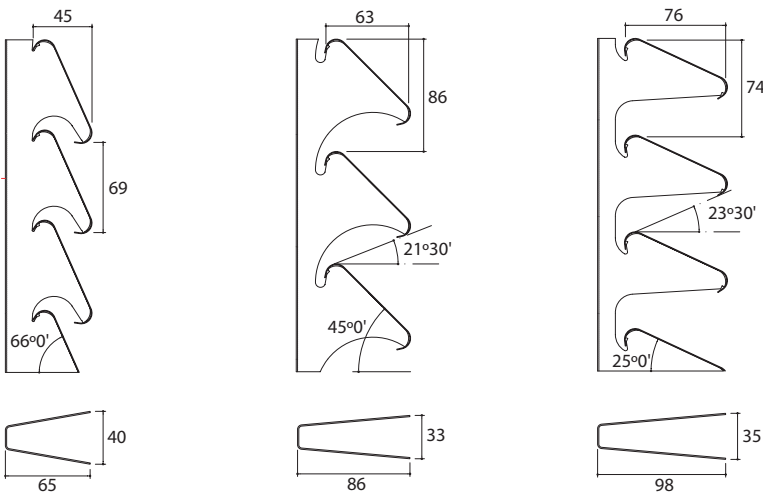
- The fixed SL-2/3/4/5 stringers
- The self supporting extruded carrier system SLR-10/40/60/60V/100 with adjustable panel brackets
- The stringer can also be mounted on the SLR carrier rail



SL-2



SL-4



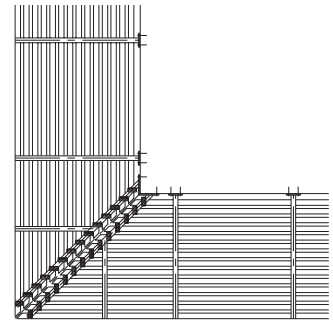
SL-3

SL-4

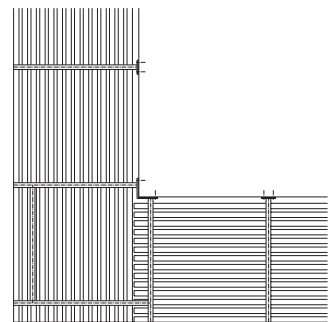
SL-5

- Corner solutions

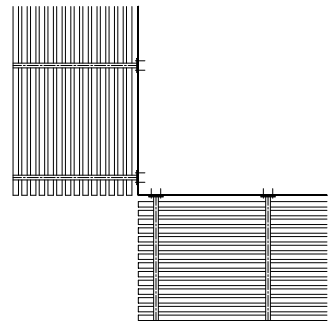
There is a solution for every corner angle. some standard configurations are shown.



Mitre cut

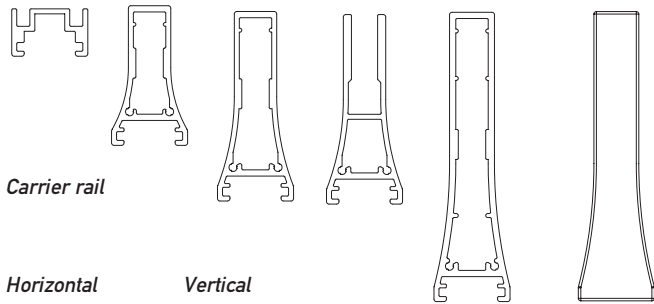


Straight cut



Open corner

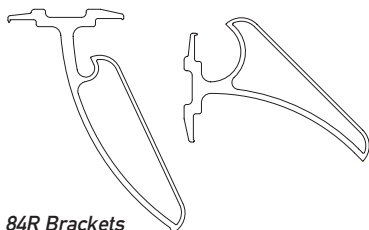
SLR 10 SLR 40 SLR 60 SLR 60V SLR 100 End cap



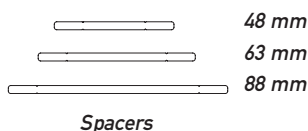
Carrier rail

Horizontal

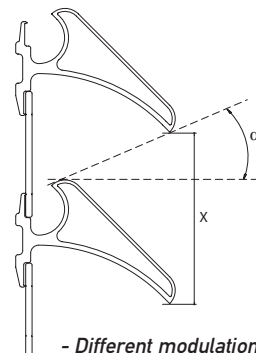
Vertical



84R Brackets



Spacers



- Different modulations (pitch)

Horizontally:

- Spacer 48 mm X = 74 mm $\alpha = 67^\circ$
- Spacer 63 mm X = 89 mm $\alpha = 57^\circ$
- Spacer 88 mm X = 114 mm $\alpha = 45^\circ$

Vertically:

- Spacer 48 mm X = 71 mm $\alpha = 7^\circ$
- Spacer 63 mm X = 86 mm $\alpha = 22^\circ$
- Spacer 88 mm X = 111 mm $\alpha = 40^\circ$



Material Specifications

- Base Material

Luxalon® 84R Sun Louvre panels are roll formed from 0.6 mm thick pre-painted stove enamelled aluminium strip of a corrosion resistant alloy EN-AW-3005 or equivalent (according to EN1396 and ECCA). All aluminium products can be recycled for the full 100% requiring very little energy.

- Finishes

Luxalon® has developed special products for the exterior environment which have properties capable of meeting the severe requirements of external use. The products come with a special high quality surface treatment: Luxacote®. The panels get a unique finishing touch with our own industrial coil coating processes. Independent tests have proven the excellent characteristics of Luxacote®.

- Colour and gloss stability. The topcoat contains a solid UV filter which provides optimum colourfastness
- Abrasion resistance. The topcoat also offers excellent resistance against scratches and the fine structure hides minor damage incurred during installation
- Corrosion resistance. The alloy and pre-treatment ensure optimal corrosion resistance. Luxalon® products have been subjected to real-life test as well as laboratory corrosion and UV tests

- Luxalon® Colour Range

There is a wide standard colour range for Luxalon® 84R Sun Louvres. See the Luxalon® Exterior colour program. Other (RAL or NCS) colours available on request.

HunterDouglas®

Hunter Douglas is the world market leader in daylight regulation and solar heat control solutions with window covering and architectural products. The group, which origin goes back to 1919, is comprised over 150 companies with manufacturing and assembly organizations in more than 100 countries.

HUNTER DOUGLAS EUROPE B.V.

2, Piekstraat - P.O. Box 5072 - 3008 AB Rotterdam - Tel. 010-4869911 - Fax 010-4847910 - www.luxalon.com

© Registered trademark - a HunterDouglas® product Pats. & Pats. Pend. - Technical data subject to change without notice. MX402S00
© Copyright Hunter Douglas 2004. No rights can be derived from copy, text pertaining to illustrations or samples. Subject to changes in materials, parts, compositions, designs, versions, colours etc., even without notice.

Solar Protection Tool

In order to design the optimal Sun Control System for buildings Luxalon® has developed a Solar Protection Tool. This tool takes into consideration the orientation of the façade and the position of the building. It shows the sun and its shading during the day and throughout the year in and on the building. These calculations are made for projects by our project support team.

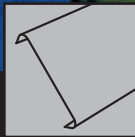
For additional information contact the Luxalon® sales office.

Product specifications are available in digital format.



LUXALON®
SUN CONTROL SYSTEMS

100R SUN LOUVRE



www.luxalon.com

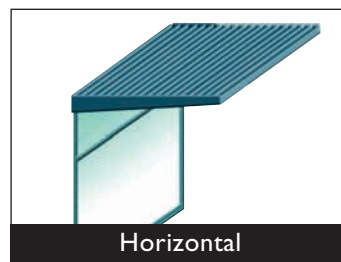
LUXALON
Sun Control Systems

A **HunterDouglas** PRODUCT


System Description

The Luxalon® 100R is a fixed system with strong and durable extruded C-shaped panels. The product has an open and sturdy appearance.

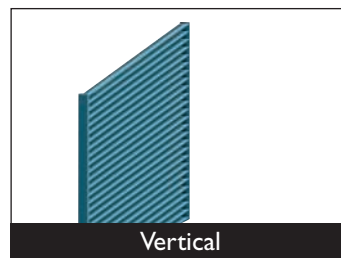
- Extruded aluminium panels of 100 mm wide
- Available anodised or in RAL colours in polyester or PVDF/PVF₂ coating
- Panels in fixed position on a horizontal or vertical carrier with various louvre inclinations
- Stylish carrier rails with sliding brackets allow a variable module by which openness and shading angle can be selected
- System projected horizontally, angled or positioned vertically
- Panels can be connected to achieve visually continuous lines
- Corner solutions are available
- Can also be used as a ventilated façade system. Covering for example installations on rooftops or staircases




Horizontal



Angled



Vertical



Combination

Practical Applications

- Horizontal projected 100R Sun Louvre system

For high sun angles the horizontal application assures a constant and reliable sun control system during sunny periods.

- Angled projection 100R Sun Louvre system

For high and medium sun sloped applications give even greater shading.

- Vertical 100R Sun Louvre system

For lower sun angles the vertical application allows a reliable sun control system with good outside visibility.

- Combined 100R Sun Louvre system

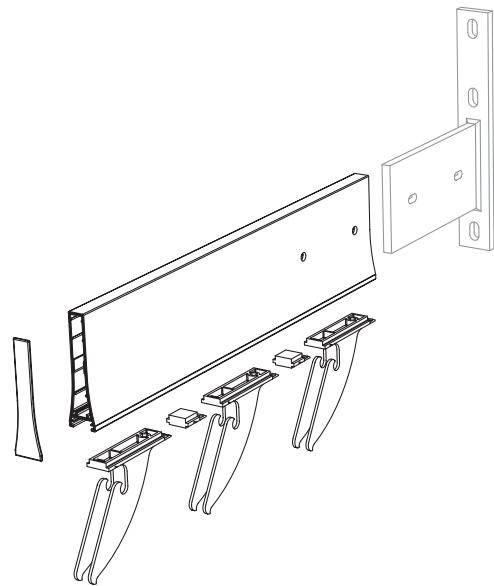
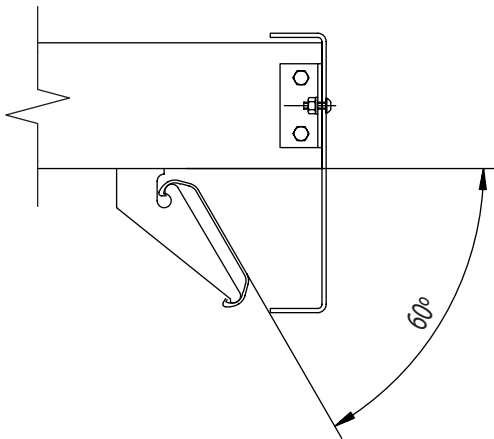
The best sun protection can be obtained using a horizontal or sloped in combination with a vertical 100R Sun Louvre. With this solution a maximum inside and outside visibility can be obtained.



Possible Configurations

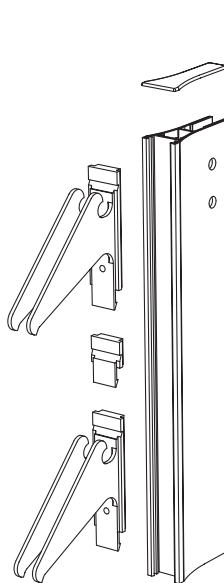
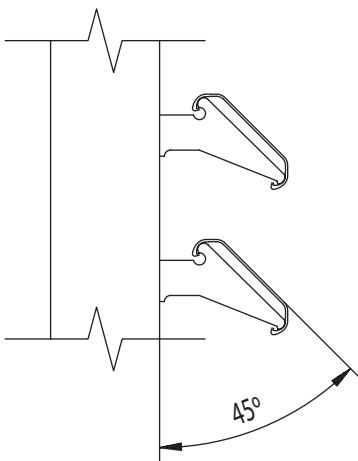
The stylish carrier rail and brackets with the different accessories allow for various ways to configure the 100R Sun Louvre system. The wall / façade mounts are usually designed and manufactured by the installers, a standard bracket is available.

- Horizontal

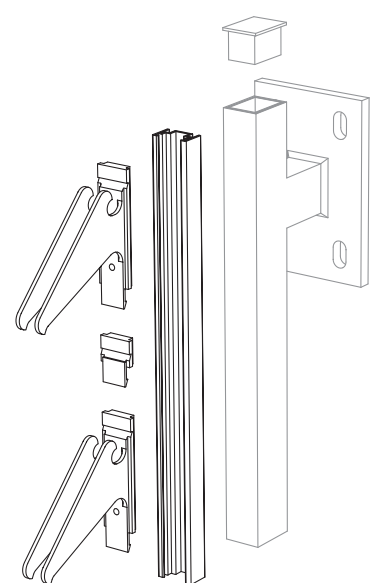


Adjustable carrier system

- Vertical



Adjustable carrier system



*Adjustable carrier system
on tube bracket*

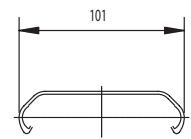
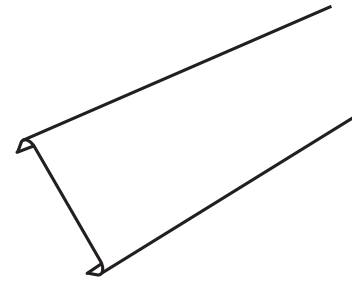
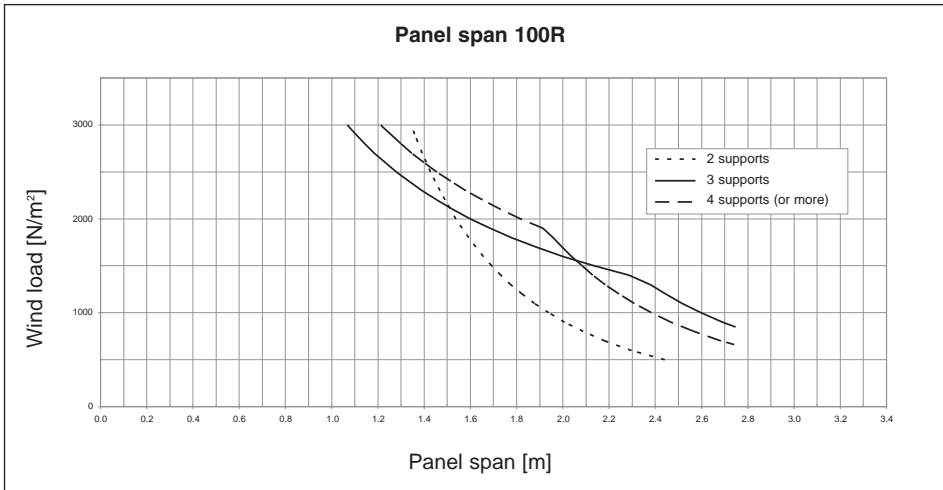
Installation

Luxalon® 100R allows quick and easy installation with very few tools required. The plastic brackets and spacers (if required) slide easily into the carrier profile, which can be done before actual installation. Once the steel brackets have been fitted to the façade, the carrier profiles with brackets are easily fixed. The fascia (optional) is fixed to the ends of the carrier profiles with the help of simple brackets. Finally, the C-shaped panels are fitted to the carrier profiles in full length sections; cutting is only necessary at the end of the façade. The elegant bracket allows the panel to be installed with no tool required.

Panel Span

The panel span in relation to the windload (pressure or suction) can be calculated from the graph below.

Snow load calculations are identical to the calculations of wind load



100R Panel



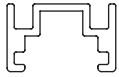
Note: Calculating the value of the local wind load is the responsibility of the installer who must take into account the regulations laid down by local authorities. For corners, roof edges or special designs wind pressure/suction will be determined with due consideration of the relevant local country's Standard Code of Building Practice.

- Carrier systems

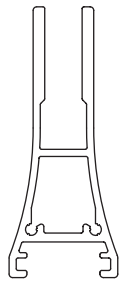
A stylish carrier system with adjustable panel brackets is available. The centre to centre distance between the panels may be varied to achieve the required shading angle most efficiently and in this way allows the optimal solution for its application.

- Self supporting stylish carrier system SLA-10/60V/100 with adjustable panel brackets
- Panel brackets for horizontal or sloped projections with 60 degree angle; for vertical applications the bracket angle is 45 degrees
- The 45 degree bracket may also be used in a horizontally projected configuration, with the panels positioned on top of the carrier support profile
- With spacer plates a centre to centre distance of 90/120 mm is possible in a horizontal application achieving a shadow angle of respectively 69° and 53°
- With spacer plates a centre to centre distance of 90/120 mm is possible in a vertical application achieving a shadow angle of respectively 11° and 34°

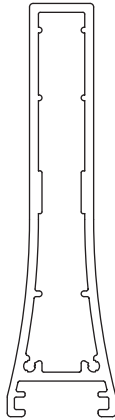
SLR 10



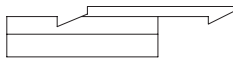
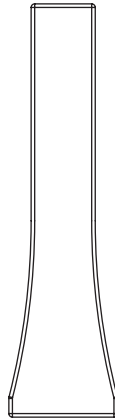
SLR 60V



SLR 100



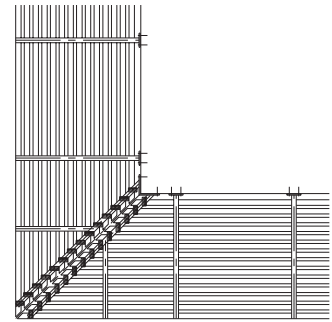
End cap



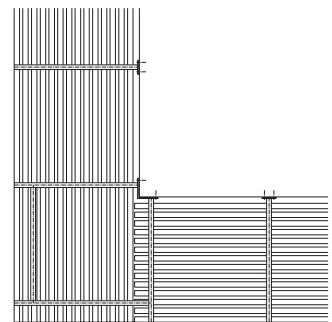
Spacer 30 mm

- Corner solutions

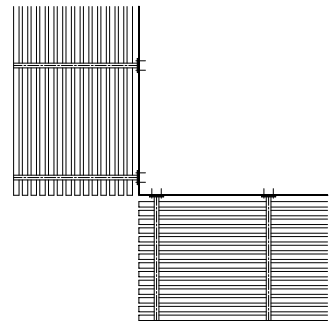
There is a solution for every corner angle; some standard configurations are shown.



Mitre cut



Straight cut



Open corner

- Different modulations (pitch)

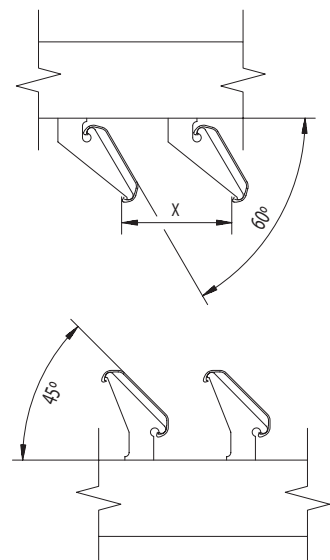
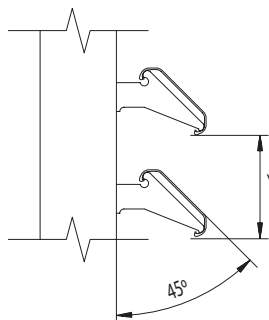
Horizontally:

- Spacer 0 mm X = 90 mm
- Spacer 30 mm X = 120 mm

Vertically:

- Spacer 0 mm Y = 90 mm
- Spacer 30 mm Y = 120 mm

Panel angles





Material Specifications

- Base Material

Luxalon® 100R Sun Louvre or façade panels are aluminium extruded 100 mm wide C-shaped panels of 1.8 mm thick. The aluminium extrusion is made of a corrosion resistant alloy according to EN1396 and ECCA. The panel is fitted on an aluminium extruded carrier support profile using elegant plastic brackets. All aluminium products can be recycled for the full 100% requiring very little energy.

- Finishes

The panels and carrier profiles are available in anodized finish or can be polyester powder coated in RAL, NCS or other industry standard colours.

Solar Protection Tool

In order to design the optimal Sun Control System for buildings Luxalon® has developed a Solar Protection Tool. This tool takes into consideration the orientation of the façade and the position of the building. It shows the sun and its shading during the day and throughout the year in and on the building. These calculations are made for projects by our project support team.

For additional information contact the Luxalon® sales office.

Product specifications are available in digital format.

HunterDouglas®

Hunter Douglas is the world market leader in daylight regulation and solar heat control solutions with window covering and architectural products. The group, which origin goes back to 1919, is comprised over 150 companies with manufacturing and assembly organizations in more than 100 countries.

HUNTER DOUGLAS EUROPE B.V.

2, Piekstraat - P.O. Box 5072 - 3008 AB Rotterdam - Tel. 010-4869911 - Fax 010-4847910 - www.luxalon.com

© Registered trademark - a HunterDouglas® product Pats. & Pats. Pend. - Technical data subject to change without notice. MX403S00
© Copyright Hunter Douglas 2004. No rights can be derived from copy, text pertaining to illustrations or samples. Subject to changes in materials, parts, compositions, designs, versions, colours etc., even without notice.



LUXALON®
SUN CONTROL SYSTEMS