

gearmotors

for spring balanced rolling shutters



SIMPLE, RAPID INSTALLATION

The special concept of the FAAC 200 series ensures easy, rapid installation on new- or old-type shutters.

MAXIMUM RELIABILITY, MINIMUM MAINTENANCE

Simple technology and high wear resistance selected materials make the 200 series unequalled in terms of functionality and reliability. No maintenance whatever is required; can be installed on any rolling shutter with balancing springs.

HIGHLY VERSATILE

The FAAC 200 range is available in six models varying in power, lifting capacity and crown diameter.

HIGH LEVEL OF SAFETY

For all emergencies, the manual brake release can be activated by a knob inside the building, and from the outside by a device protected by a customised key. In case of a power-cut, FAAC 200's perfect reversing capability, ensures the shutter can be opened manually.

THE NON-REVERSING FACILITY BRAKES PROBLEMS

The whole 200 range is also designed for installing the electromagnetic brake to make the automated system non-reversing if necessary.

SPECIFICATIONS

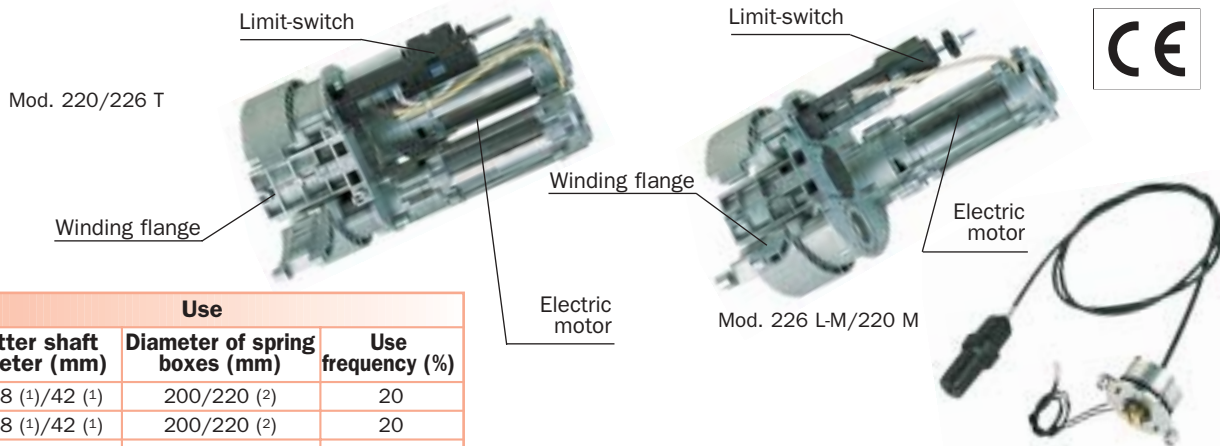
Gearmotors for spring balanced rolling shutters • Shutter max height: 8 m • Shutter max width: 4.5 m • Use frequency 20% • Application possible (using adapters if necessary) on shutters with shaft diameter of 60/48/42 mm and spring boxes of 200/220 mm • Torque 100 Nm • Models with lifting capacity of up to 280 Kg • Two-stage reversible epicyclic gearmotor • Crown in die-cast aluminium • Gears in sintered steel with wear-resistant surface treatment • Polyamide sliding rollers • Transmission shaft on double ball-bearings • Micrometric screw limit-switch with clutch and position mechanical memory • Designed for application of electric brake (optional) • Winding flange speed 10 rpm • Electric motor power supply 230 Vac (+6% -10%) - 50(60) Hz • Electric motor power 250 W • Thermal protection at 120°C built into motor winding • Single-phase motor with two rotation directions (1,400 rpm) • Operating ambient temperature -20°C ÷ +55°C • Max overall dimensions 220x350 mm (DXL)

200 BT electronic control equipment • SMT technology control board • Power supply 230 Vac (+6% -10%) - 50(60) Hz • Operating ambient temperature -20°C ÷ +55°C • 2 protection fuses (transformer/motor) • "Dead-man" function logic • Motor maximum load 800 W • Low voltage controls (24 Vdc) • Opening and closing push-button interlock • ABS enclosure • Overall dimensions 100 x 100 x 50 mm (LxHxD) • Protection class IP55

200 MPS electronic control board • SMT technology control board • Power supply 230 Vac (+6% -10%) - 50 (60) Hz • Motor maximum load 800 W • 24 Vdc - 360 mA max output for accessories • Operating ambient temperature -20°C ÷ +55°C • Microprocessor control • 3 protection fuses (transformer/motor - accessories) • Connector for card receiver/decoding cards • Separate high and low voltage terminal boards • Automatic (A) and "stepped" semi-automatic (EP) function logics • Programming Dip Switches • Two logics for safety devices • 5 s pre-flashing (selectable) • Pause time control trimmer • Inputs: closing safety devices, stop push-button, opening push-button, limit-switch • Outputs: power supply for accessories, motor, flashing lamp • Safety timer 60 s • Automatic detection of tripped limit-switch

Enclosure for control boards Mod. E • ABS enclosure • Protection class IP55 • Wall- or flush-mounting • Designed for securing to DIN guide • Designed for installation of door locking switch • Fuse-holder • Seats for capacitor supports • Cover closing by 4 self-tapping screws • Dimensions: 204x265x85 mm (LXHxD)

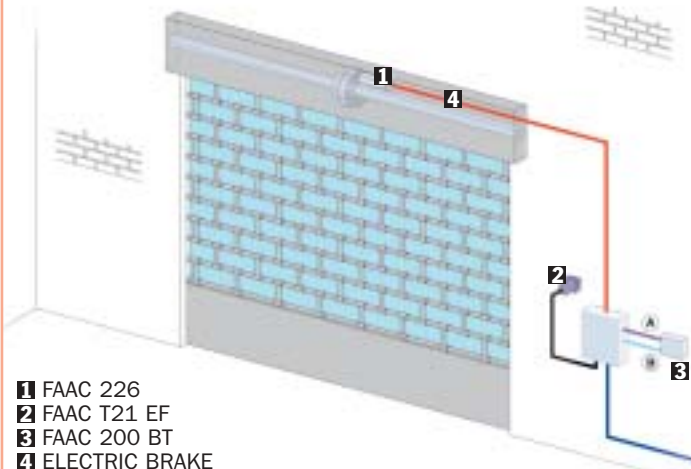
220 - 226 - 227



Model	Use		
	Shutter shaft diameter (mm)	Diameter of spring boxes (mm)	Use frequency (%)
226 L	60/48 ⁽¹⁾ /42 ⁽¹⁾	200/220 ⁽²⁾	20
226 M	60/48 ⁽¹⁾ /42 ⁽¹⁾	200/220 ⁽²⁾	20
226 T	60/48 ⁽¹⁾ /42 ⁽¹⁾	200/220 ⁽²⁾	20
220 M	60/48 ⁽¹⁾ /42 ⁽¹⁾	220	20
220 T	60/48 ⁽¹⁾ /42 ⁽¹⁾	220	20
227 L	76	240	20

(1) by reduction tubes (2) by adapters

INSTALLATION LAYOUT

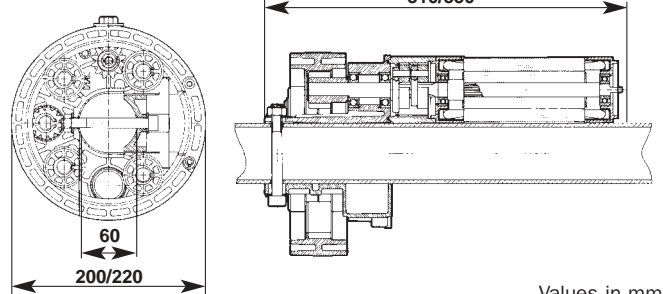


- 1 FAAC 226
- 2 FAAC T21 EF
- 3 FAAC 200 BT
- 4 ELECTRIC BRAKE

Low voltage cabling	Power cabling (230V)
(A) { 1 cable 3x0.5	(B) { 1 cable 2x1.5+T 1 cable 3x1.5+T

N.B: Cable diameters in mm²

Dimensions



Values in mm

Technical specifications	226 L	226 M (220M)	226 T (220T)	227 L
Power supply	230 Vac (+6% -10%) 50 (60) Hz			
Electric motor	Single-phase, bi-directional			
Motor capacity	250 W	400 W	800 W	300 W
Motor rotation speed	1.400 rpm			
Thermal protection on motor winding	120°C			
Operating ambient temperature	-20°C ÷ +55°C			
Lifting capacity	105 kg	180 kg 160 kg (220 M)	280 kg 250 kg (220 T)	160 kg
Winding flange speed	10 rpm			9 rpm
Power cable	4 m			

Two-stage reversible epicyclic gearmotor.
Crown in pressure cast aluminium.
Gears in sintered steel with anti-wear treatment.
Polyamide sliding rollers.
Transmission shaft on double ball-bearings.
Micrometric screw limit-switch with clutch and position mechanical memory.

Specifications of 200 BT control board

Power supply	230 Vac (+6% -10%) 50 (60) Hz
Low voltage controls	24 Vdc
Motor maximum load	800 W
Opening/closing push-buttons	Interlocked
Operating ambient temperature	-20°C ÷ +55°C
Two protection fuses	0,25 A transformer 6,3 A motor
Enclosure dimensions	100x100x50 mm (LxHxD)
Protection class	IP 55

Specifications of 200 MPS control board

Power supply	230 Vac (+6% -10%) 50 (60) Hz
Motor maximum load	800 W
Operating ambient temperature	-20°C ÷ +55°C
Accessories output	24 Vdc 360 mA
Safety timer	60 s
Three protection fuses	0,25 A transformer - 6,3 A motor - 0,5 A accessories
Enclosure dimensions mod. E	204x265x85 mm (LxHxD)
Protection class	IP 55

- **SMT technology** • **Programmable functions** - Two A/EP function logics - Pause times - FAAC LAMP pre-flashing - Two function logics safety devices
- **Input signalling LED**
- **Rapid connector for card receivers or decoding cards**
- **Automatic detection of limit-switch tripping**
- **Reset push-button**

Electric brakes (optional)

Power supply	90 Vdc
Current consumption	50 mA
Braking torque	1,5 Nm
Internal emergency release	standard
Weight	0,5 kg
Dimensions	90 x 50 mm

FAAC

FAAC S.p.A. via Benini, 1
40069 Zola Predosa - Bologna (Italia)
tel. +39 051 61724 • fax +39 051 758518
www.faacgroup.com

