

# 884 MC TRIFASE

## **884 MC THREE-PHASE garmotor** for sliding gates with max weight of 3.500 kg



### **DESIGNED FOR INDUSTRY**

The FAAC 884 gearmotor was designed to move the heaviest industrial gates in the simplest and safest way. "Industrial" duty is assured by the gearmotor's exceptional performance, enabling intensive use frequency also for gates weighing 3.500 kg.

### **THE CHARACTER OF STEEL**

The special twin-disk clutch, in oil bath, enables drive torque adjustment from 0 to 155 daN. The steel housing - cataphoresis treated and polyester painted - is highly resistant to any environmental aggression, offering reliability to meet the most severe demands.

### **INTELLIGENT TECHNOLOGY**

Automation is controlled by a high-tech control board with microprocessor, which controls all the necessary functions and is designed for connection to control, safety and signalling devices.

### **GUARANTEED LONG-LIFE**

Constant oil-bath lubrication of mechanical components plus assembly in a high resistance pressure-cast enbloc aluminium body ensure extremely long operator life.

### **IRREVERSIBLE**


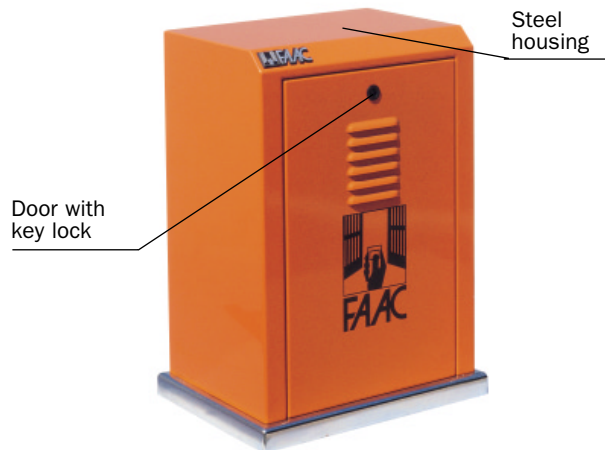
In case of emergency, the braking device guarantees leaf stop within very limited space, thus improving anti-crushing safety. The device also ensures the gate stays closed, so there is no need to install electric locks or bolts. In case of a power failure, a special key-protected release lever allows the gate to be opened and closed manually.

### **SPECIFICATIONS**


Reversing gearmotor with brake motor • Gate max. weight 3.500 Kg (Z16) • Gate speed 10 m/min • Max. use frequency 50% (100% for max gate weight of 2,000 Kg) • Max torque 155 Nm • Electric motor power supply 230/400 V (3ph) (+6% -10%) - 50(60) Hz • ElecOtric motor power 850 W • Straight shaft gearbox • Operating ambient temperature -20°C +55°C • Protection class IP55 • Lever operated release device with safety microswitch • Mechanical limit-switch with lever and roller microswitch • Steel housing protected by cataphoresis treatment and polyester paint RAL 2004 • Base with levelling screws • Door with triangular key and safety microswitch • Twin-disk clutch in oil-bath - Anti-crushing safety to UNI 8612 standard • Device for adjusting clutch with a hexagonal key • Galvanised foundation plate (optional) • Dimensions (L x W x H) 430 x 310 x 586 (mm)

### **884 T control board**

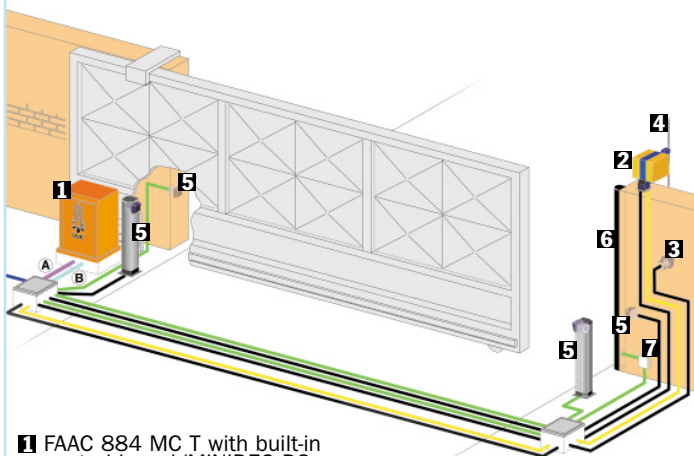
Control board with limit-switch inputs for controlling three-phase gearmotors for sliding gates • Power contactors • Motor maximum load 1.3 KW • 24 Vdc - 500 mA max. output for accessories • Microprocessor control • 2 protection fuses (motor/ accessories) • Inputs status signalling LEDs • Connector for card receiver/decoding cards • Separate high and low voltage terminal boards • Inputs status signalling LEDs • Programming Dip Switches • Electronic braking device • Automatic (A1-A2-S1-S2), semi-automatic (E1-E2) and "dead-man" function logics (B-C) • Two logics for safety devices (Dip Switches) • Pause times in selection range of 5 s to 180 s (Dip Switches) • Selectable 5 s pre-flashing (Dip Switch) • Inputs: closing safety devices, stop push-button, total opening push-button, partial opening/closing push-button, limit-switch • Outputs: power supply for accessories, motor, flashing lamp and indicator-light



Model	Use	
	Max weight (kg)	Use frequency (%)
884 MC THREE-PHASE	3.500	50 100 (2.000 kg)



### INSTALLATION DIAGRAM SPECIMEN



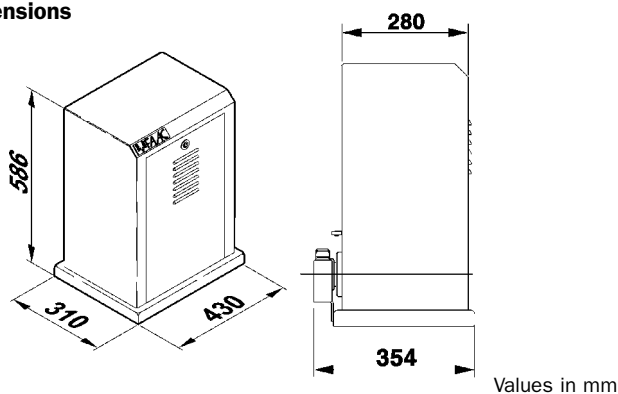
- 1 FAAC 884 MC T with built-in control board/MINIDEC DS
- 2 FAAC MINILAMP
- 3 FAAC T10
- 4 FAAC PLUS 433 E
- 5 FAAC FOTOSWITCH
- 6 PNEUMATIC EDGE
- 7 JUNCTION BOX with pressure switches

Low voltage cabling		Power cabling (230V)	
A	4 cables 3x0.5	B	1 cable 4x2,5+T(380V)
	3 cables 2x0.5		1 cable 3x2,5+T(230V)
		1 cable 2x1,5	

N.B: Cable diameters in mm<sup>2</sup>

Technical specifications	884 MC THREE-PHASE
Power supply	230 V 3ph (+6% -10%) 50 (60) Hz 400 V 3ph (+6% -10%) 50 (60) Hz
Absorbed power	850W
Absorbed current	2.7 A(230V) - 1.6 A(400V)
Torque	from 0 to 155 Nm
Motor rotation speed	1.400 rpm
Reduction ratio	1:43.2
Operating ambient temperature	-20°C +55°C
Weight	50 kg
Protection class	IP 55
Type of oil	FAAC OIL XD 220
Gate speed	10 m/min (Z16)
Limit-switch	With lever and roller microswitch
Clutch	Twin disk in oil-bath

### Dimensions



### Specifications of 884 T control board

Power supply	230 V 3ph (+6% -10%) 50 (60) Hz 400 V 3ph+N (+6% -10%) 50 (60) Hz
Motor maximum load	1300 W
Accessories output	24 Vdc 500 mA max
Operating ambient temperature	-20°C +55°C
Power supply to indicator-light	24 V~ (5W max)
Two protection fuses	5 A transformer 1.6 A accessories
Safety timer	255 sec.
<ul style="list-style-type: none"> <li>• <b>Inputs</b> - Open, partially open, stop, closing safety devices, limit-switch</li> <li>• <b>Outputs</b> - Indicator-light, flashing lamp, motor, 24 Vdc power supply for accessories</li> <li>• <b>Programming</b></li> <li>- <b>Pause time</b> (5/10/15/30/60/120/180 sec.), logics A1/A2/S1/S2/E1/E2/B/C, pre-flashing.</li> </ul>	